

Patient Record

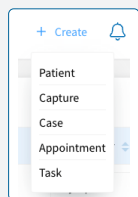
Teledent patient records are living documents that can be remotely accessed by all the providers of a given practice.

Patient Record

Annotations for the patient record screenshot:

- Contact info**, **Health History**, **Insurance**, **Addition Documents**, **HIPAA, Med Release, Etc.** (point to the left sidebar)
- Message or start video calls** (points to the top right of the record)
- Archive patient** (points to the top right of the record)
- Registration status Complete or pending resend invitation** (points to the registration status)
- Guardian information, resend invitation, patient password reset, patient username, notification information** (points to the bottom of the record)

Adding a NP

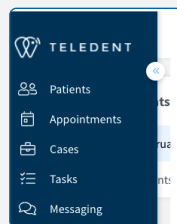


Add a new patient by clicking + Create then click **patient**

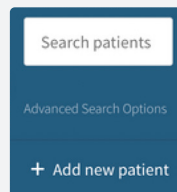
Click

- Create** if adding only one patient **or**
- Create Another** to add multiple patients **or**
- Start Capture** if ready to capture images

Existing Patient



- Click the patient icon in the navigation panel
- Scroll down to find your patient or begin typing the patient's name in the search box



- Use advance search options
- Add a new patient from this screen

Guardian Account

This feature allows the ability to attach a guardian's contact information.

- Triggered in NP entry if DOB is under 18
 - Update or change under "Account"
- Select the Point of Contact:
 - Patient
 - Guardian
 - Emancipated Minor
- Select Guardianship reason
 - Age **OR** Medical **OR** Other