

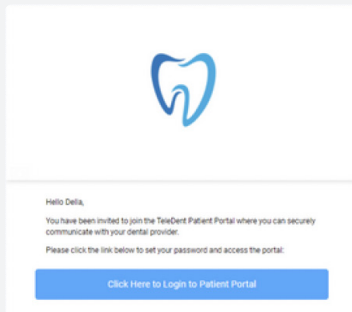
Patient Instructions

Joining the Patient Portal

Your dental office will send you an invitation to join the TeleDent portal. This invitation will come through email or SMS/text message and will have a link to register. The initial email or phone invitation will come from TeleDent. When you have the invitation, do the following steps:

Step 1:

Click the link in the email or text message to create a username and password in the TeleDent platform.



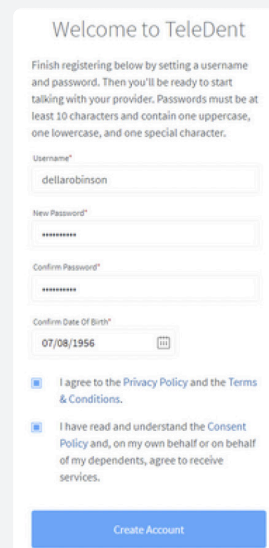
Step 2:

You will need to enter your birthdate.

***If you are creating a guardian account, the birthdate will be the guardian's.**

Next, agree to the privacy policy, consent policy, and terms and conditions.

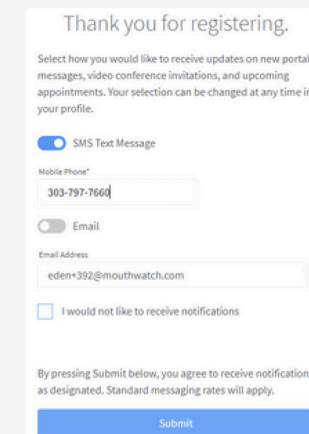
Click **Create Account**



Step 3:

Select how you would like to receive your notifications- text or email.

Click **Submit**




After you register, you will log into the patient portal at www.app.teledent.com

Send a Message to Your Dentist

From the patient portal, you can send messages to your dental office. You can attach pictures or documents to the message.

From the patient portal, select a name from the left side menu:

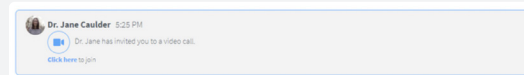
- Type your message directly in the chatbox and hit enter or the send icon



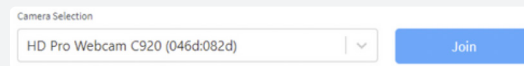
- To upload files or pictures, choose the icon in the message box and then choose the file. If you are on a mobile device, the upload button will connect to your camera roll.

Joining a Video Call

- Only your dentist can start a video call
- You will receive a text message or email with a link to join the video call
- You can also access the link to the video call in the patient portal




- If the dental team sets up an appointment for a video call, you will receive an email with the appointment time and also the link for the video call.
- Click the link to join and give TeleDent permission to use your microphone and camera



Changing your Profile Information

- From your patient portal, click the profile icon on the upper corner



- From this screen, you can change your password, username, phone, and notification preferences

